

Bead Pattern Central Beading Tutorial

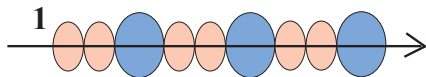
Russian Spiral Weave

MATERIALS

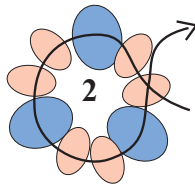
Larger beads such as 4mm bicones
Smaller beads such as 8° seed beads
Nymo D thread
Beading Needle



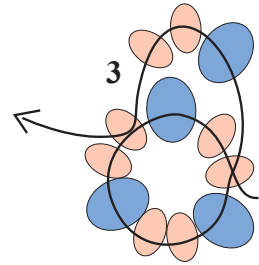
STEP 1 Thread on beads in the pattern shown here:



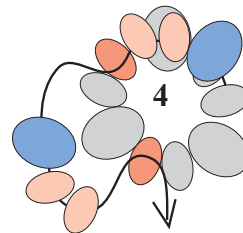
STEP 2 Run the needle through the first bead to form a ring, take out the slack



STEP 3 Add one large bead and two small beads. Skip the next two beads and run the needle through the third bead (the first small bead past the large bead you skipped). Take out the slack in the thread.



STEP 4 Add one large bead and two small beads. Skip the next two beads and run the needle through the third bead (the small bead just past the large bead you skipped). Take out the slack in the thread.



STEP 5 Add one large bead and two small beads. Skip the next two beads and run the needle through the next three beads to "step up" to the next round. Take out the slack in the thread. Now repeat steps 3, 4, and 5 to continue until your spiral strand is the desired length.

